

Human FGFR2 alpha (IIIb) Protein

Cat. No. FGF-HM2RA

Description

Source	Recombinant Human FGFR2 alpha (IIIb) Protein is expressed from HEK293 with hFc tag at the C-Terminus. It contains Arg22-Glu378.
Accession	P21802-3
Molecular Weight	The protein has a predicted MW of 66.4 kDa. Due to glycosylation, the protein migrates to 80-115 kDa based on Bis-Tris PAGE result.
Endotoxin	Less than 1EU per μg by the LAL method.
Purity	> 95% as determined by Bis-Tris PAGE > 95% as determined by HPLC

Formulation and Storage

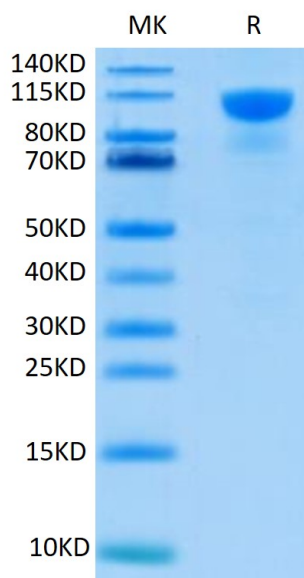
Formulation	Lyophilized from 0.22 μm filtered solution in PBS (pH 7.4). Normally 8% trehalose is added as protectant before lyophilization.
Reconstitution	Centrifuge the tube before opening. Reconstituting to a concentration more than 100 $\mu\text{g}/\text{ml}$ is recommended. Dissolve the lyophilized protein in distilled water.
Storage	-20 to -80°C for 12 months as supplied from date of receipt. -80°C for 3 months after reconstitution. Recommend to aliquot the protein into smaller quantities for optimal storage. Please minimize freeze-thaw cycles.

Background

Four distinct genes encoding closely related FGF receptors, FGF R1 - 4, are known. All four genes for FGF Rs encode proteins with an N-terminal signal peptide, three immunoglobulin (Ig)-like domains, an acid-box region containing a run of acidic residues between the IgI and IgII domains, a transmembrane domain and the split tyrosine-kinase domain. Multiple forms of FGF R1 - 3 are generated by alternative splicing of the mRNAs. A frequent splicing event involving FGF R1 and 2 results in receptors containing all three Ig domains, referred to as the alpha isoform, or only IgII and IgIII, referred to as the beta isoform.

Assay Data

Bis-Tris PAGE



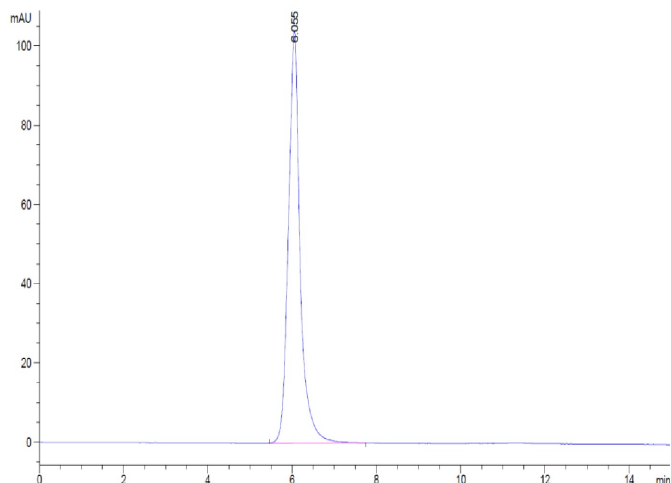
Human FGFR2 alpha (IIIb) on Bis-Tris PAGE under reduced condition. The purity is greater than 95%.

SEC-HPLC

Human FGFR2 alpha (IIIb) Protein

Cat. No. FGF-HM2RA

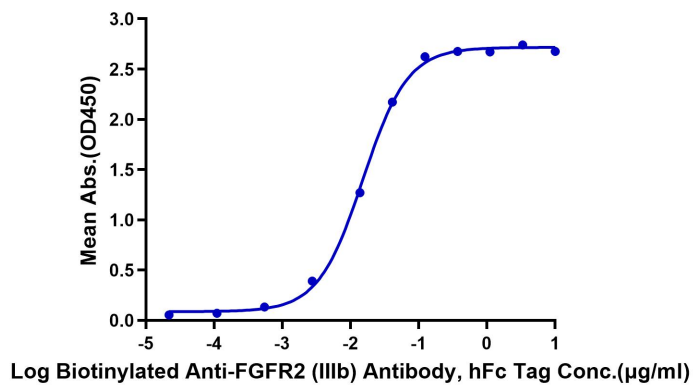
Assay Data



The purity of Human FGFR2 alpha (IIIb) is greater than 95% as determined by SEC-HPLC.

ELISA Data

Human FGFR2 alpha (IIIb), hFc Tag ELISA
0.05µg Human FGFR2 alpha (IIIb), hFc Tag Per Well



Immobilized Human FGFR2 alpha (IIIb) , hFc Tag at 0.5µg/ml (100µl/well) on the plate. Dose response curve for Biotinylated Anti-FGFR2 (IIIb) Antibody, hFc Tag with the EC50 of 15.2ng/ml determined by ELISA.